



Insight of Turkish Migrants in Japan

Inti, Inc.

www.inti-inc.com

株式会社 インティ

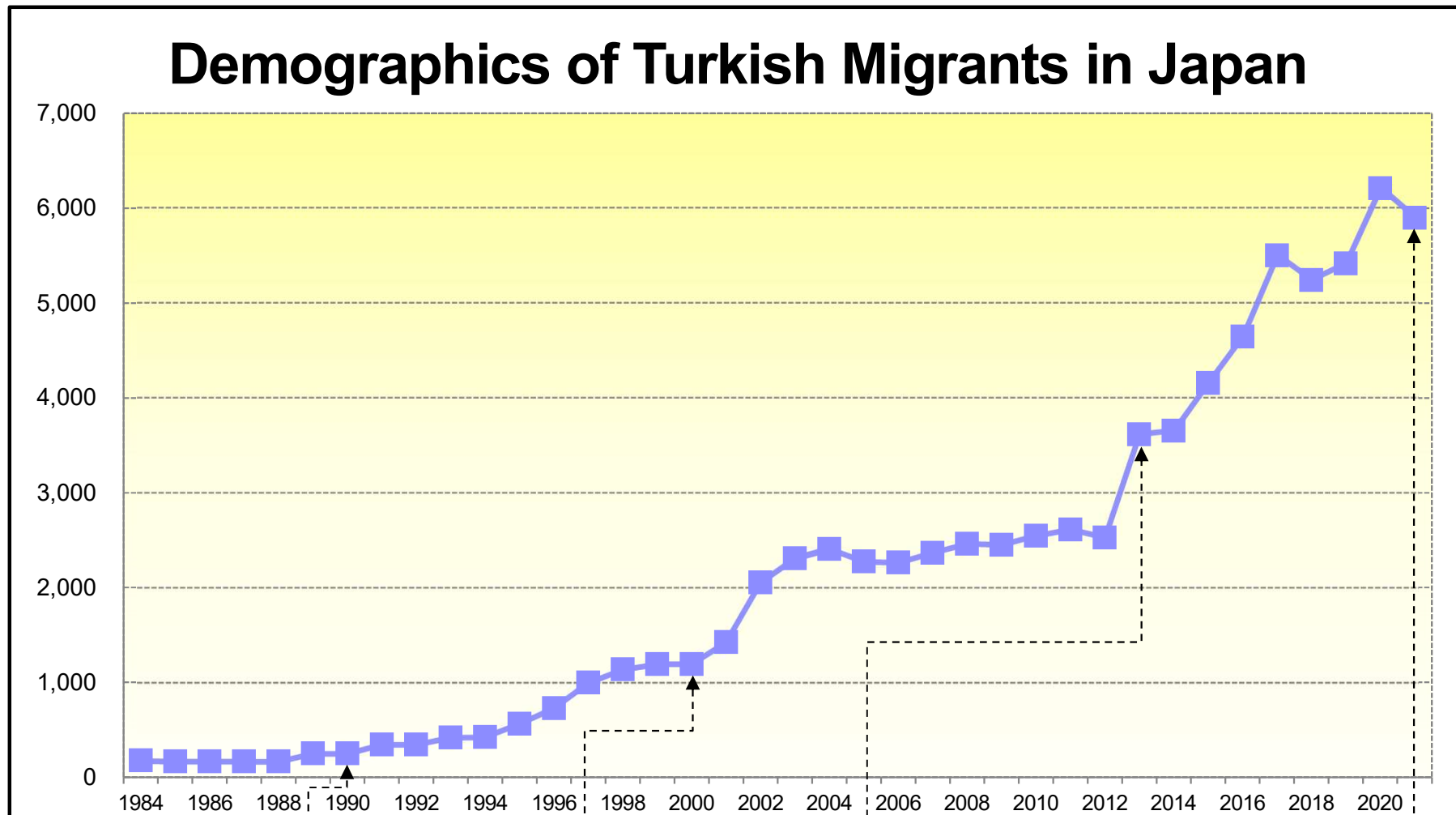
東京営業所 〒104-0045 東京都中央区築地4-3-4 リッツ銀座ビル6階A号

本社 〒221-0075 神奈川県横浜市神奈川区白幡上町39-5

Tel: 050-6860-3630 Fax: 050-6861-0360 Mobile: 090-9683-6249



Turkish Migrants in Japan Insight



Kurds first began arriving from Turkey to seek asylum in Japan in the early 1990s, when the Kurdish insurgency in Turkey was at its height.

Kurdish from Turkey began to settle in Saitama Prefecture in the 1990s. Most Kurds in Japan, who are from shepherding villages in Southeast Turkey, live in Warabi and Kawaguchi.

A new wave of immigrants from Turkey, consisting of people from the town of Fatsa, came to live in Japan in the early 2000s.

In 2000, the Turkish community founded the Tokyo Camii which was first founded in 1938 by Turkish immigrants to Japan and Turkish Cultural Center.

Around 2,000 Kurds have come from Turkey to reside in Japan. 1,500 of them have chosen Warabi, which locals have dubbed "Warabistan".

A considerable number of Turkish citizens of Kurdish origin seek asylum in European countries.

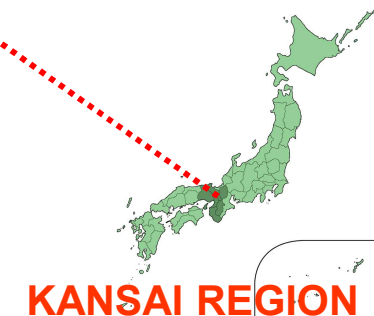
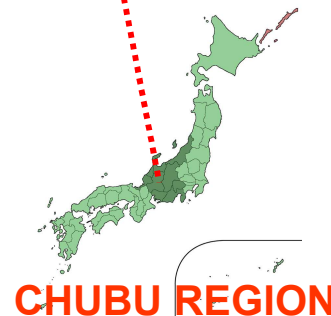
The number of permanent residents has reached 1,121 as of December 2021, which is 19.0% of the population of Turks living in Japan.

Turks in Japan formed a population of 5,900 individuals at year-end 2021, making them the 27th-largest community of foreign residents in Japan.

There were 5,900 Turks registered in Japan as of December 2021

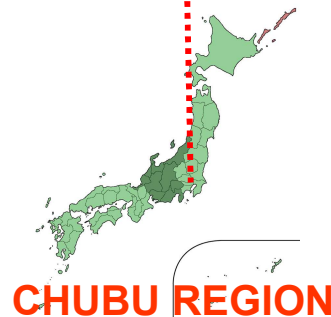
The largest concentration of Turkish Nationals is in Saitama, Aichi, Tokyo and Kanagawa

Prefecture	Turks	All Foreigners	% of Turks	Prefecture	Turks	All Foreigners	% of Turks	Prefecture	Turks	All Foreigners	% of Turks
Hokkaido	25	36,316	0.07%	Ishikawa	11	14,766	0.07%	Okayama	29	29,435	0.10%
Aomori	3	5,693	0.05%	Fukui	1	16,014	0.01%	Hiroshima	18	50,605	0.04%
Iwate	-	7,203	0.00%	Yamanashi	15	17,163	0.09%	Yamaguchi	4	15,873	0.03%
Miyagi	28	21,089	0.13%	Nagano	12	35,673	0.03%	Tokushima	5	6,094	0.08%
Akita	2	4,045	0.05%	Gifu	108	56,697	0.19%	Kagawa	6	13,043	0.05%
Yamagata	4	7,472	0.05%	Shizuoka	35	97,338	0.04%	Ehime	7	11,900	0.06%
Fukushima	7	14,120	0.05%	Aichi	1,541	265,199	0.58%	Kochi	-	4,500	0.00%
Ibaraki	29	71,121	0.04%	Mie	24	54,295	0.04%	Fukuoka	47	76,234	0.06%
Tochigi	27	42,430	0.06%	Shiga	24	33,458	0.07%	Saga	1	6,507	0.02%
Gunma	130	61,945	0.21%	Kyoto	61	58,370	0.10%	Nagasaki	6	8,982	0.07%
Saitama	1,994	197,110	1.01%	Osaka	195	246,157	0.08%	Kumamoto	1	16,686	0.01%
Chiba	118	165,356	0.07%	Hyogo	81	111,940	0.07%	Oita	6	11,879	0.05%
Tokyo	911	531,131	0.17%	Nara	19	13,873	0.14%	Miyazaki	4	7,011	0.06%
Kanagawa	302	227,511	0.13%	Wakayama	4	7,132	0.06%	Kagoshima	5	11,833	0.04%
Niigata	20	16,936	0.12%	Tottori	2	4,529	0.04%	Okinawa	19	18,535	0.10%
Toyama	2	18,237	0.01%	Shimane	1	9,405	0.01%	Unidentified	6	1,794	0.33%
								Total	5,900	2,760,635	0.21%



There were 5,900 Turks registered in Japan as of December 2021

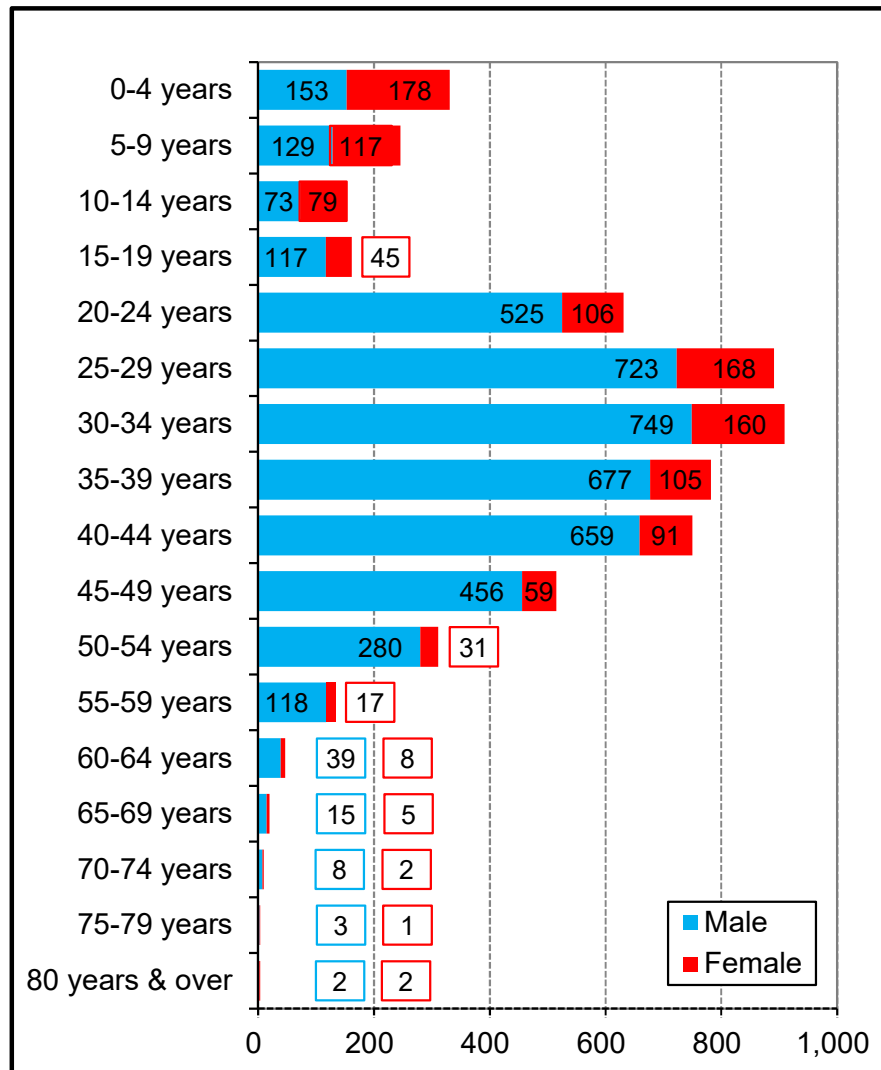
Prefecture	Turks	Population ratio	Prefecture	Turks	Population ratio	Prefecture	Turks	Population ratio
Hokkaido	25	0.42%	Ishikawa	11	0.19%	Okayama	29	0.49%
Aomori	3	0.05%	Fukui	1	0.02%	Hiroshima	18	0.31%
Iwate	-	0.00%	Yamanashi	15	0.25%	Yamaguchi	4	0.07%
Miyagi	28	0.47%	Nagano	12	0.20%	Tokushima	5	0.08%
Akita	2	0.03%	Gifu	108	1.83%	Kagawa	6	0.10%
Yamagata	4	0.07%	Shizuoka	35	0.59%	Ehime	7	0.12%
Fukushima	7	0.12%	Aichi	1,541	26.12%	Kochi	-	0.00%
Ibaraki	29	0.49%	Mie	24	0.41%	Fukuoka	47	0.80%
Tochigi	27	0.46%	Shiga	24	0.41%	Saga	1	0.02%
Gunma	130	2.20%	Kyoto	61	1.03%	Nagasaki	6	0.10%
Saitama	1,994	33.80%	Osaka	195	3.31%	Kumamoto	1	0.02%
Chiba	118	2.00%	Hyogo	81	1.37%	Oita	6	0.10%
Tokyo	911	15.44%	Nara	19	0.32%	Miyazaki	4	0.07%
Kanagawa	302	5.12%	Wakayama	4	0.07%	Kagoshima	5	0.08%
Niigata	20	0.34%	Tottori	2	0.03%	Okinawa	19	0.32%
Toyama	2	0.03%	Shimane	1	0.02%	Unidentified	6	0.10%
						Total	5,900	100.00%



Age and Gender Distribution of Turks in Japan as of December 31st, 2021

Gender Composition: Male 80.1%, Female 19.9%

Median Age: Male 33.6 years old, Female 24.8 years old



Visa Status of Turks in Japan as of December 31st, 2021

① Designated Activities: 1,945

② Permanent Resident: 1,121

③ Spouse or Child of Japanese National: 1,037

④ Dependent: 344

