



Insight of Thai Migrants in Japan

Inti, Inc.

www.inti-inc.com

株式会社 インティ

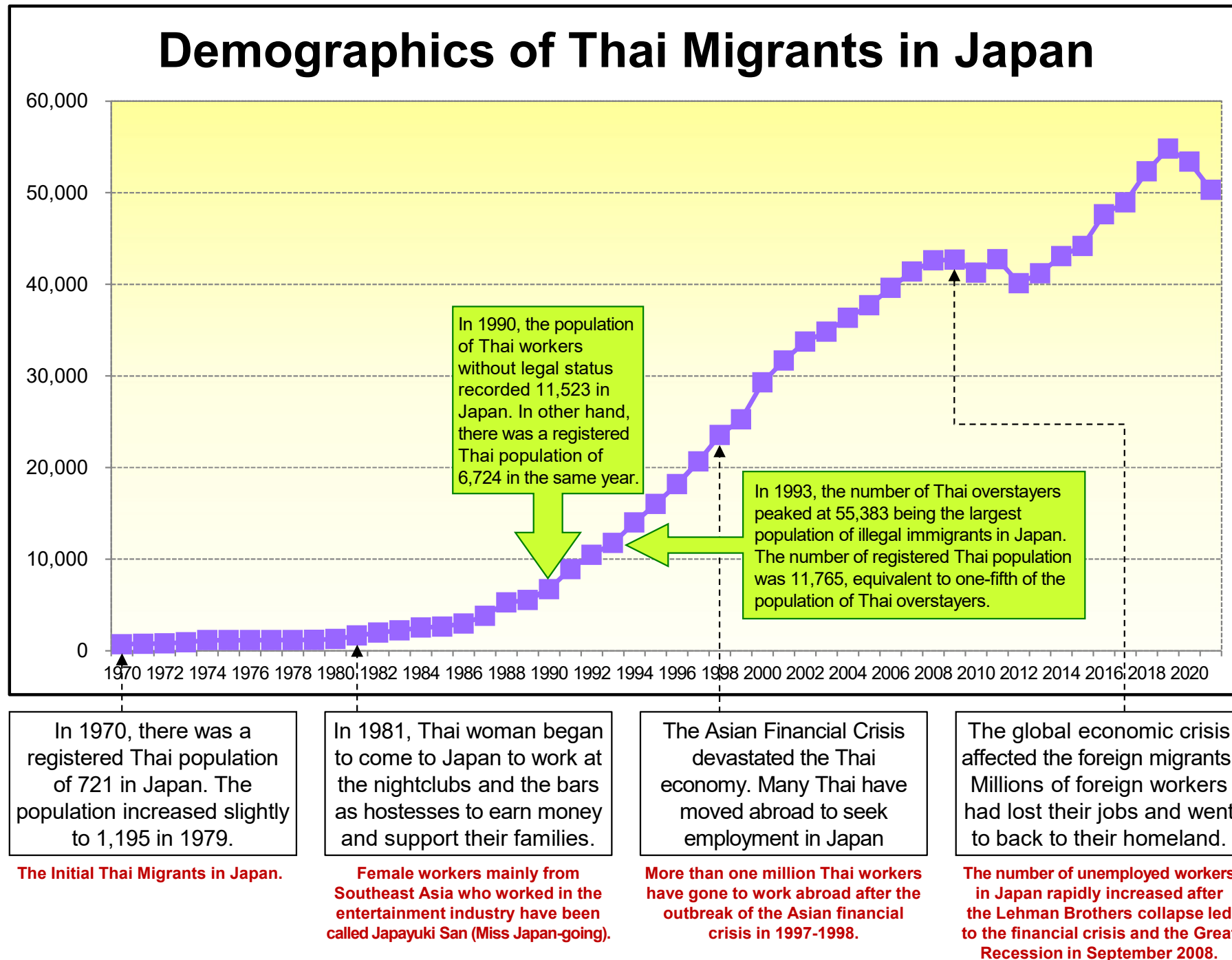
東京営業所 〒104-0045 東京都中央区築地4-3-4 リッツ銀座ビル6階A号

本社 〒221-0075 神奈川県横浜市神奈川区白幡上町39-5

Tel: 050-6860-3630 Fax: 050-6861-0360 Mobile: 090-9683-6249



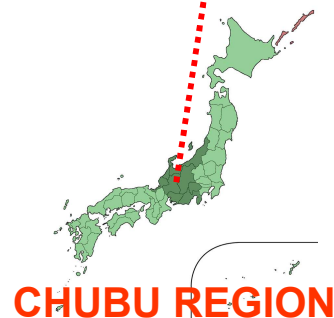
Thai Migrants in Japan Insight



There were 50,324 Thais registered in Japan as of December 2021

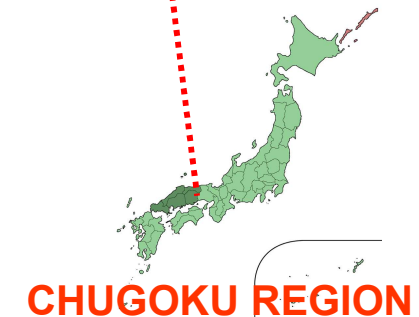
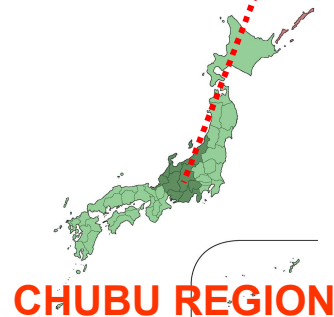
The largest concentration of Thai Nationals is in Kanto Region (Tokyo, Chiba, Ibaraki, Kanagawa, Saitama)

Prefecture	Thais	All Foreigners	% of Thais	Prefecture	Thais	All Foreigners	% of Thais	Prefecture	Thais	All Foreigners	% of Thais
Hokkaido	710	36,316	1.96%	Ishikawa	249	14,766	1.69%	Okayama	330	29,435	1.12%
Aomori	104	5,693	1.83%	Fukui	226	16,014	1.41%	Hiroshima	1,073	50,605	2.12%
Iwate	101	7,203	1.40%	Yamanashi	595	17,163	3.47%	Yamaguchi	153	15,873	0.96%
Miyagi	371	21,089	1.76%	Nagano	2,283	35,673	6.40%	Tokushima	62	6,094	1.02%
Akita	78	4,045	1.93%	Gifu	801	56,697	1.41%	Kagawa	117	13,043	0.90%
Yamagata	131	7,472	1.75%	Shizuoka	1,437	97,338	1.48%	Ehime	130	11,900	1.09%
Fukushima	309	14,120	2.19%	Aichi	3,093	265,199	1.17%	Kochi	39	4,500	0.87%
Ibaraki	4,893	71,121	6.88%	Mie	1,565	54,295	2.88%	Fukuoka	601	76,234	0.79%
Tochigi	1,763	42,430	4.16%	Shiga	274	33,458	0.82%	Saga	75	6,507	1.15%
Gunma	1,164	61,945	1.88%	Kyoto	640	58,370	1.10%	Nagasaki	70	8,982	0.78%
Saitama	3,439	197,110	1.74%	Osaka	2,395	246,157	0.97%	Kumamoto	304	16,686	1.82%
Chiba	5,811	165,356	3.51%	Hyogo	981	111,940	0.88%	Oita	200	11,879	1.68%
Tokyo	7,569	531,131	1.43%	Nara	341	13,873	2.46%	Miyazaki	61	7,011	0.87%
Kanagawa	4,158	227,511	1.83%	Wakayama	490	7,132	6.87%	Kagoshima	83	11,833	0.70%
Niigata	434	16,936	2.56%	Tottori	90	4,529	1.99%	Okinawa	216	18,535	1.17%
Toyama	176	18,237	0.97%	Shimane	98	9,405	1.04%	Unidentified	41	1,794	2.29%
								Total	50,324	2,760,635	1.82%



There were 50,324 Thais registered in Japan as of December 2021

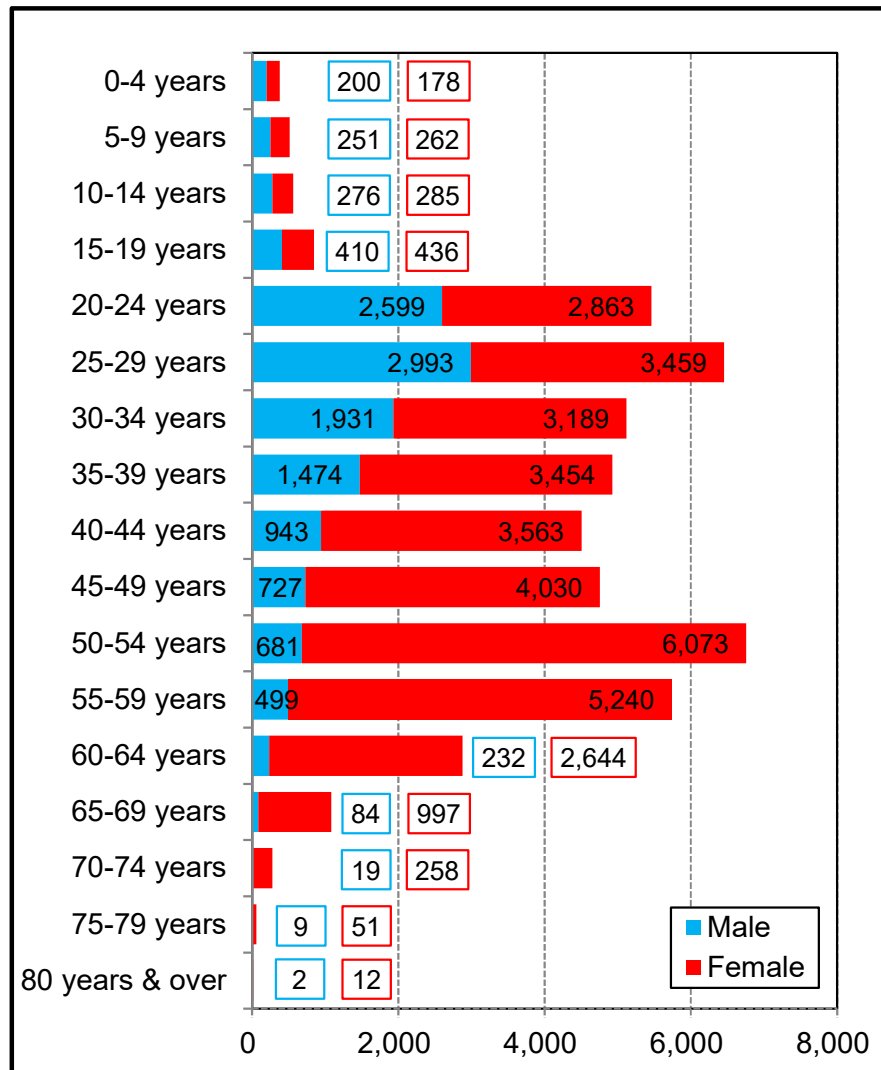
Prefecture	Thais	Population ratio	Prefecture	Thais	Population ratio	Prefecture	Thais	Population ratio
Hokkaido	710	1.41%	Ishikawa	249	0.49%	Okayama	330	0.66%
Aomori	104	0.21%	Fukui	226	0.45%	Hiroshima	1,073	2.13%
Iwate	101	0.20%	Yamanashi	595	1.18%	Yamaguchi	153	0.30%
Miyagi	371	0.74%	Nagano	2,283	4.54%	Tokushima	62	0.12%
Akita	78	0.15%	Gifu	801	1.59%	Kagawa	117	0.23%
Yamagata	131	0.26%	Shizuoka	1,437	2.86%	Ehime	130	0.26%
Fukushima	309	0.61%	Aichi	3,093	6.15%	Kochi	39	0.08%
Ibaraki	4,893	9.72%	Mie	1,565	3.11%	Fukuoka	601	1.19%
Tochigi	1,763	3.50%	Shiga	274	0.54%	Saga	75	0.15%
Gunma	1,164	2.31%	Kyoto	640	1.27%	Nagasaki	70	0.14%
Saitama	3,439	6.83%	Osaka	2,395	4.76%	Kumamoto	304	0.60%
Chiba	5,811	11.55%	Hyogo	981	1.95%	Oita	200	0.40%
Tokyo	7,569	15.04%	Nara	341	0.68%	Miyazaki	61	0.12%
Kanagawa	4,158	8.26%	Wakayama	490	0.97%	Kagoshima	83	0.16%
Niigata	434	0.86%	Tottori	90	0.18%	Okinawa	216	0.43%
Toyama	176	0.35%	Shimane	98	0.19%	Unidentified	41	0.08%
						Total	50,324	100.00%



Age and Gender Distribution of Thais in Japan as of December 31st, 2021

Gender Composition: Male 26.5%, Female 73.5%

Median Age: Male 32.0 years old, Female 43.4 years old



Visa Status of Thais in Japan as of December 31st, 2021

① Permanent Resident: 20,996

② Technical Intern Training: 7,478

③ Spouse or Child of Japanese National: 7,192

④ Long-Term Resident: 4,024

