



Insight of Sri Lankan Migrants living in Japan

Inti, Inc.

www.inti-inc.com

株式会社 インティ

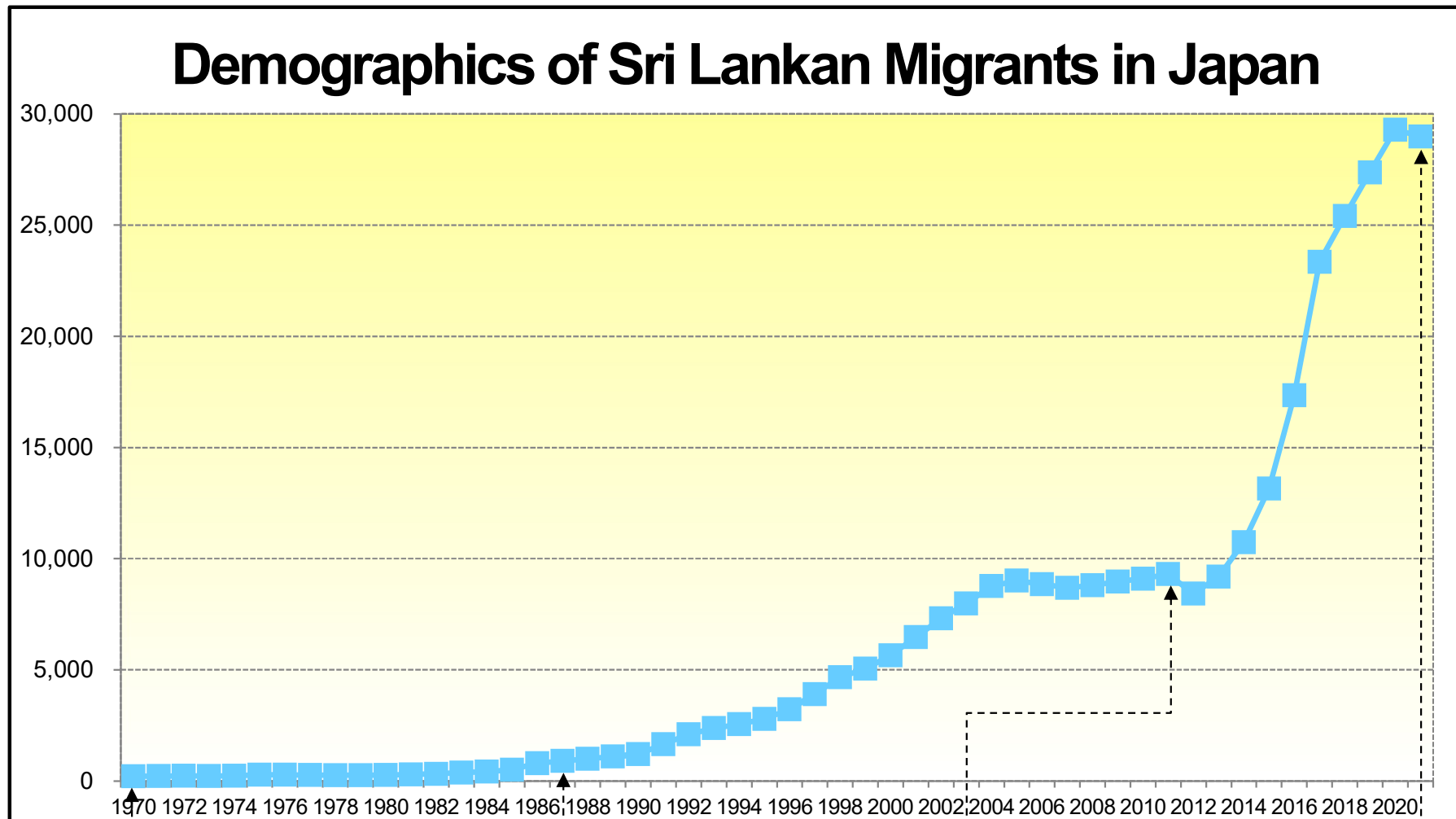
東京営業所 〒104-0045 東京都中央区築地4-3-4 リッツ銀座ビル6階A号

本社 〒221-0075 神奈川県横浜市神奈川区白幡上町39-5

Tel: 050-6860-3630 Fax: 050-6861-0360 Mobile: 090-9683-6249



Sri Lankan Migrants in Japan Insight



In 1970, there were 215 Sri Lankans in Japan. Prior to the middle of 1980s, the Sri Lankan community in Japan has concentrated in Tokyo.

Diplomatic relations between Sri Lanka and Japan were established in 1952, four years after Sri Lanka gained independence from the United Kingdom.

The Sri Lankan Student Association in Japan was founded by 8 members in 1987 to provide supports to students from Sri Lanka.

The number of foreign students in Japan began increasing after the "International Student 100,000 Plan" was launched in 1983 to attract 100,000 students by the early 21st century.

The number of Sri Lankan international students in Japanese language schools was 930 in 2010, but it increased to 7,408 in 2019.

The number of foreign students in Japan has increased from 141,774 in 2010 to 345,791 in 2019. The number of foreign students in Japan increased by 244% from 2010 to 2019.

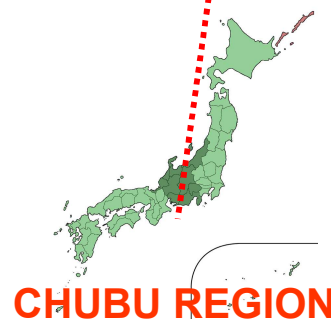
As of December 2021, the number of Sri Lankan students has reached 3,452, 11.9% of the population of Sri Lankan migrants in Japan.

As of December 31, 2021, the number of foreign students was 227,844, a decline of 8.78% from December 2020 due to the COVID-19 pandemic.

There were 28,986 Sri Lankans registered in Japan as of December 2021

Chiba, Kanagawa, Ibaraki, Aichi and Tokyo have the concentration and the largest population of Sri Lankans

Prefecture	Sri Lankans	All Foreigners	% of Sri Lankans	Prefecture	Sri Lankans	All Foreigners	% of Sri Lankans	Prefecture	Sri Lankans	All Foreigners	% of Sri Lankans
Hokkaido	138	36,316	0.38%	Ishikawa	40	14,766	0.27%	Okayama	174	29,435	0.59%
Aomori	8	5,693	0.14%	Fukui	18	16,014	0.11%	Hiroshima	147	50,605	0.29%
Iwate	15	7,203	0.21%	Yamanashi	106	17,163	0.62%	Yamaguchi	74	15,873	0.47%
Miyagi	202	21,089	0.96%	Nagano	267	35,673	0.75%	Tokushima	27	6,094	0.44%
Akita	70	4,045	1.73%	Gifu	503	56,697	0.89%	Kagawa	36	13,043	0.28%
Yamagata	5	7,472	0.07%	Shizuoka	1,396	97,338	1.43%	Ehime	33	11,900	0.28%
Fukushima	98	14,120	0.69%	Aichi	2,185	265,199	0.82%	Kochi	10	4,500	0.22%
Ibaraki	3,053	71,121	4.29%	Mie	731	54,295	1.35%	Fukuoka	743	76,234	0.97%
Tochigi	1,697	42,430	4.00%	Shiga	71	33,458	0.21%	Saga	87	6,507	1.34%
Gunma	1,079	61,945	1.74%	Kyoto	298	58,370	0.51%	Nagasaki	47	8,982	0.52%
Saitama	1,749	197,110	0.89%	Osaka	664	246,157	0.27%	Kumamoto	130	16,686	0.78%
Chiba	5,667	165,356	3.43%	Hyogo	369	111,940	0.33%	Oita	300	11,879	2.53%
Tokyo	1,891	531,131	0.36%	Nara	183	13,873	1.32%	Miyazaki	46	7,011	0.66%
Kanagawa	4,136	227,511	1.82%	Wakayama	16	7,132	0.22%	Kagoshima	35	11,833	0.30%
Niigata	228	16,936	1.35%	Tottori	4	4,529	0.09%	Okinawa	141	18,535	0.76%
Toyama	31	18,237	0.17%	Shimane	9	9,405	0.10%	Unidentified	29	1,794	1.62%
								Total	28,986	2,760,635	1.99%

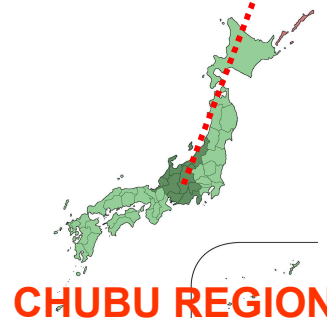


There were 28,986 Sri Lankans registered in Japan as of December 2021

Prefecture	Sri Lankans	Population ratio	Prefecture	Sri Lankans	Population ratio	Prefecture	Sri Lankans	Population ratio
Hokkaido	138	0.48%	Ishikawa	40	0.14%	Okayama	174	0.60%
Aomori	8	0.03%	Fukui	18	0.06%	Hiroshima	147	0.51%
Iwate	15	0.05%	Yamanashi	106	0.37%	Yamaguchi	74	0.26%
Miyagi	202	0.70%	Nagano	267	0.92%	Tokushima	27	0.09%
Akita	70	0.24%	Gifu	503	1.74%	Kagawa	36	0.12%
Yamagata	5	0.02%	Shizuoka	1,396	4.82%	Ehime	33	0.11%
Fukushima	98	0.34%	Aichi	2,185	7.54%	Kochi	10	0.03%
Ibaraki	3,053	10.53%	Mie	731	2.52%	Fukuoka	743	2.56%
Tochigi	1,697	5.85%	Shiga	71	0.24%	Saga	87	0.30%
Gunma	1,079	3.72%	Kyoto	298	1.03%	Nagasaki	47	0.16%
Saitama	1,749	6.03%	Osaka	664	2.29%	Kumamoto	130	0.45%
Chiba	5,667	19.55%	Hyogo	369	1.27%	Oita	300	1.03%
Tokyo	1,891	6.52%	Nara	183	0.63%	Miyazaki	46	0.16%
Kanagawa	4,136	14.27%	Wakayama	16	0.06%	Kagoshima	35	0.12%
Niigata	228	0.79%	Tottori	4	0.01%	Okinawa	141	0.49%
Toyama	31	0.11%	Shimane	9	0.03%	Unidentified	29	0.10%
						Total	28,986	100.00%



KANTO REGION



CHUBU REGION



KANSAI REGION

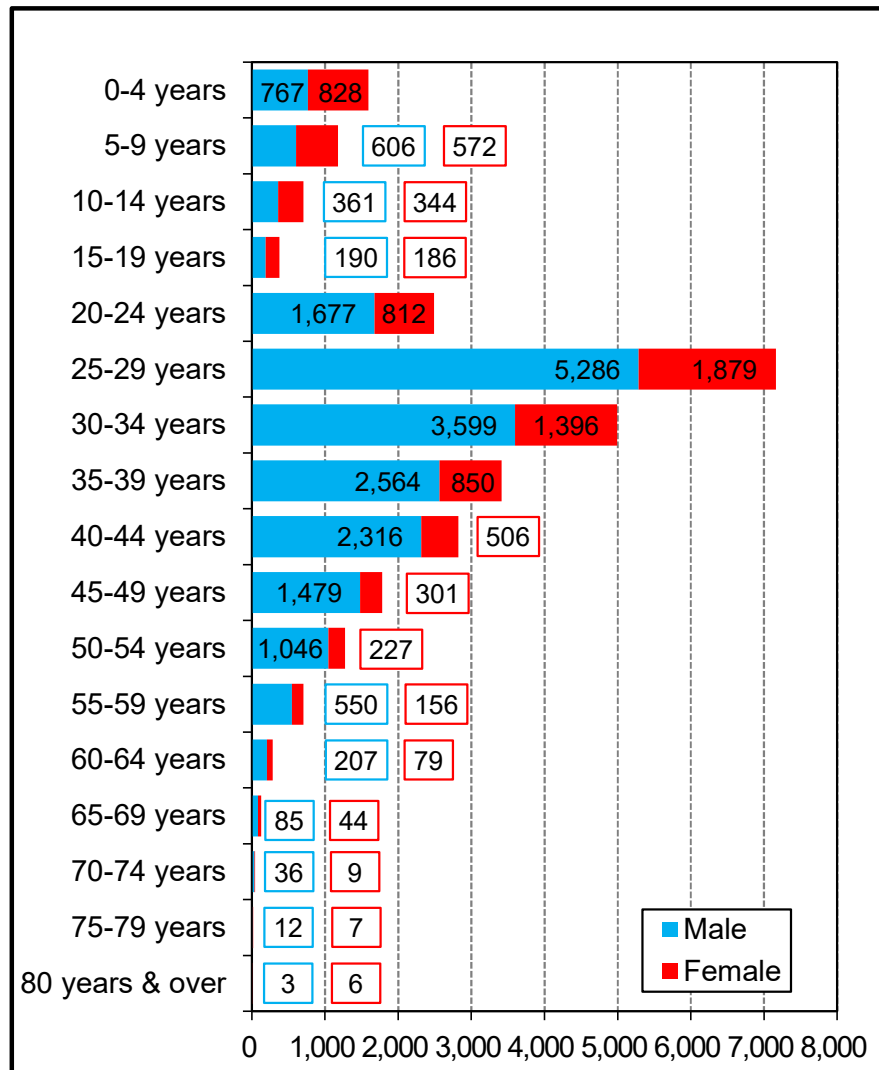


KYUSHU REGION

Age and Gender Distribution of Sri Lankans in Japan as of December 31st, 2021

Gender Composition: Male 71.7%, Female 28.3%

Median Age: Male 32.6 years old, Female 27.2 years old



Visa Status of Sri Lankans in Japan as of December 31st, 2021

①Engineer / Humanities / International Services: 7,344

②Dependent: 4,931

③Designated Activities: 4,223

④Permanent Resident: 3,573

