



Insight of Cambodian Migrants in Japan

Inti, Inc.

www.inti-inc.com

株式会社 インティ

東京営業所 〒104-0045 東京都中央区築地4-3-4 リッツ銀座ビル6階A号

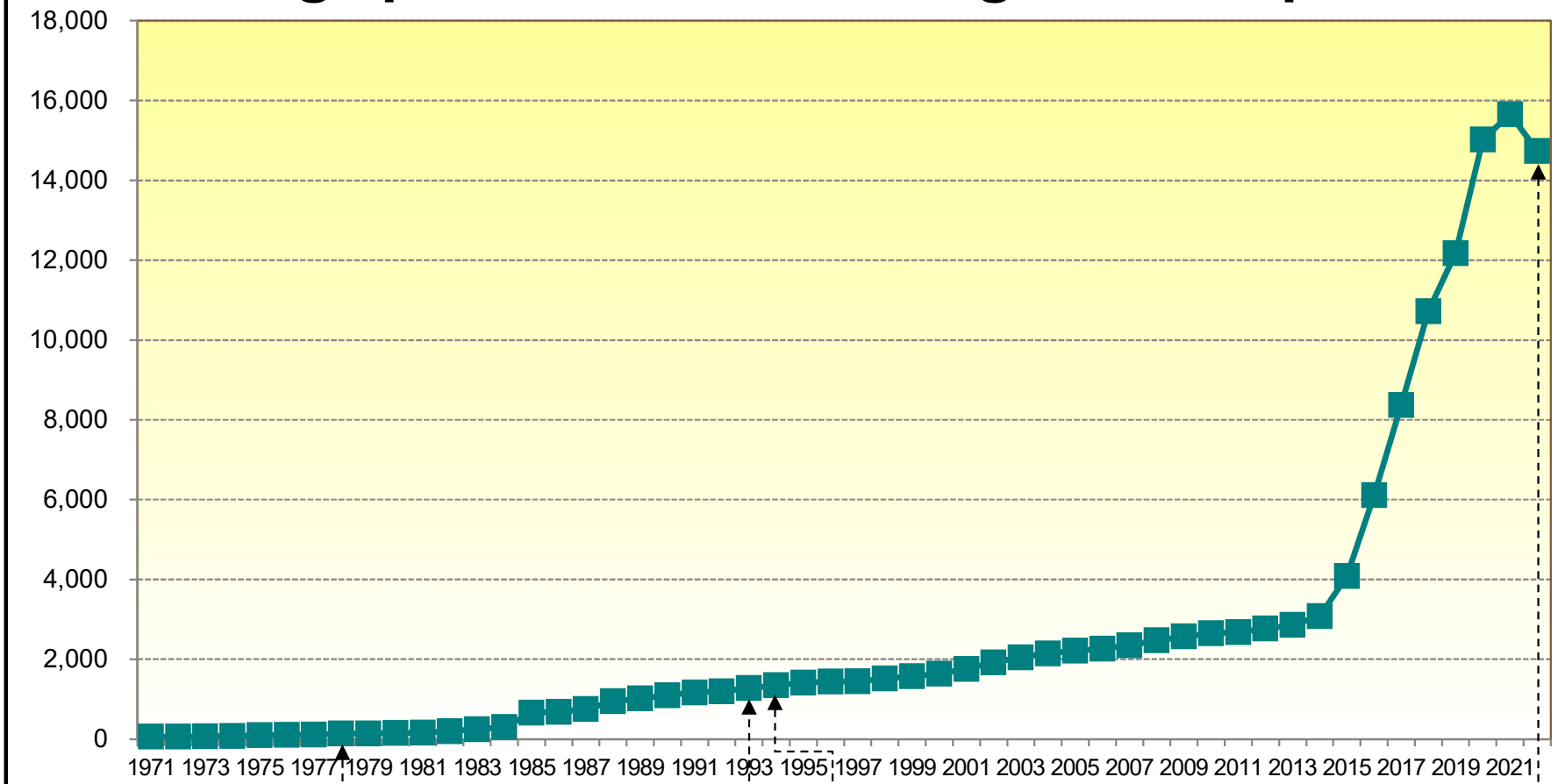
本社 〒221-0075 神奈川県横浜市神奈川区白幡上町39-5

Tel: 050-6860-3630 Fax: 050-6861-0360 Mobile: 090-9683-6249



Cambodian Migrants in Japan Insight

Demographics of Cambodian Migrants in Japan



Following the Vietnamese army's invasion of Cambodia in 1978, several thousand Cambodians fled their country

The Government of Japan decided to accept Indo-Chinese refugees for settlement in Japan in 1978.

Under the Technical Intern Training Program introduced in 1993, the number of Cambodian migrants has increased slightly.

The Technical Intern Training Program started in 1993 for the purpose of transferring skills, technologies, or knowledge accumulated in Japan.

The Cambodian Students Association in Japan was established in 1994 to provide comprehensive support to students from Cambodia

Between the late 1990s and the late 2000s the number of foreign students studying in Japan doubled.

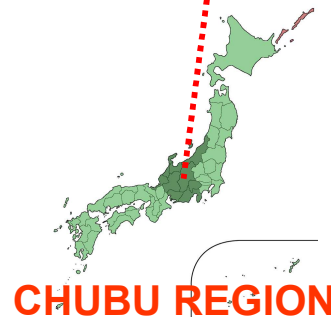
In 2021, the number of technical intern trainees has reached 7,475, which was 50.7% of the population of Cambodians in Japan.

Indian migrants in Japan has formed the 19th-largest community of foreign residents in Japan as of December 2021.

There were 14,736 Cambodians registered in Japan as of December 2021

Kanagawa, Aichi, Ibaraki, Gifu and Gunma have the concentration and the largest population of Cambodians

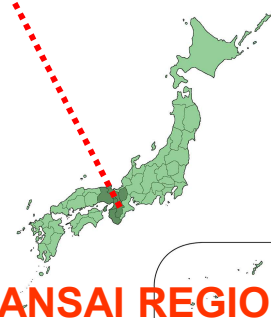
Prefecture	Cambodians	All Foreigners	% of Cambodians	Prefecture	Cambodians	All Foreigners	% of Cambodians	Prefecture	Cambodians	All Foreigners	% of Cambodians
Hokkaido	339	36,316	0.93%	Ishikawa	55	14,766	0.37%	Okayama	303	29,435	1.03%
Aomori	154	5,693	2.71%	Fukui	225	16,014	1.41%	Hiroshima	317	50,605	0.63%
Iwate	43	7,203	0.60%	Yamanashi	23	17,163	0.13%	Yamaguchi	130	15,873	0.82%
Miyagi	43	21,089	0.20%	Nagano	141	35,673	0.40%	Tokushima	124	6,094	2.03%
Akita	53	4,045	1.31%	Gifu	656	56,697	1.16%	Kagawa	306	13,043	2.35%
Yamagata	38	7,472	0.51%	Shizuoka	262	97,338	0.27%	Ehime	238	11,900	2.00%
Fukushima	47	14,120	0.33%	Aichi	1,114	265,199	0.42%	Kochi	104	4,500	2.31%
Ibaraki	1,017	71,121	1.43%	Mie	221	54,295	0.41%	Fukuoka	406	76,234	0.53%
Tochigi	566	42,430	1.33%	Shiga	112	33,458	0.33%	Saga	66	6,507	1.01%
Gunma	577	61,945	0.93%	Kyoto	219	58,370	0.38%	Nagasaki	339	8,982	3.77%
Saitama	517	197,110	0.26%	Osaka	421	246,157	0.17%	Kumamoto	542	16,686	3.25%
Chiba	553	165,356	0.33%	Hyogo	389	111,940	0.35%	Oita	149	11,879	1.25%
Tokyo	537	531,131	0.10%	Nara	46	13,873	0.33%	Miyazaki	209	7,011	2.98%
Kanagawa	2,457	227,511	1.08%	Wakayama	37	7,132	0.52%	Kagoshima	111	11,833	0.94%
Niigata	119	16,936	0.70%	Tottori	45	4,529	0.99%	Okinawa	118	18,535	0.64%
Toyama	108	18,237	0.59%	Shimane	139	9,405	1.48%	Unidentified	1	1,794	0.06%
								Total	14,736	2,760,635	0.53%



There were 14,736 Cambodians registered in Japan as of December 2021

Prefecture	Cambodians	% of Cambodians	Prefecture	Cambodians	% of Cambodians	Prefecture	Cambodians	% of Cambodians
Hokkaido	339	2.30%	Ishikawa	55	0.37%	Okayama	303	2.06%
Aomori	154	1.05%	Fukui	225	1.53%	Hiroshima	317	2.15%
Iwate	43	0.29%	Yamanashi	23	0.16%	Yamaguchi	130	0.88%
Miyagi	43	0.29%	Nagano	141	0.96%	Tokushima	124	0.84%
Akita	53	0.36%	Gifu	656	4.45%	Kagawa	306	2.08%
Yamagata	38	0.26%	Shizuoka	262	1.78%	Ehime	238	1.62%
Fukushima	47	0.32%	Aichi	1,114	7.56%	Kochi	104	0.71%
Ibaraki	1,017	6.90%	Mie	221	1.50%	Fukuoka	406	2.76%
Tochigi	566	3.84%	Shiga	112	0.76%	Saga	66	0.45%
Gunma	577	3.92%	Kyoto	219	1.49%	Nagasaki	339	2.30%
Saitama	517	3.51%	Osaka	421	2.86%	Kumamoto	542	3.68%
Chiba	553	3.75%	Hyogo	389	2.64%	Oita	149	1.01%
Tokyo	537	3.64%	Nara	46	0.31%	Miyazaki	209	1.42%
Kanagawa	2,457	16.67%	Wakayama	37	0.25%	Kagoshima	111	0.75%
Niigata	119	0.81%	Tottori	45	0.31%	Okinawa	118	0.80%
Toyama	108	0.73%	Shimane	139	0.94%	Unidentified	1	0.01%
						Total	14,736	100.00%


KANTO REGION

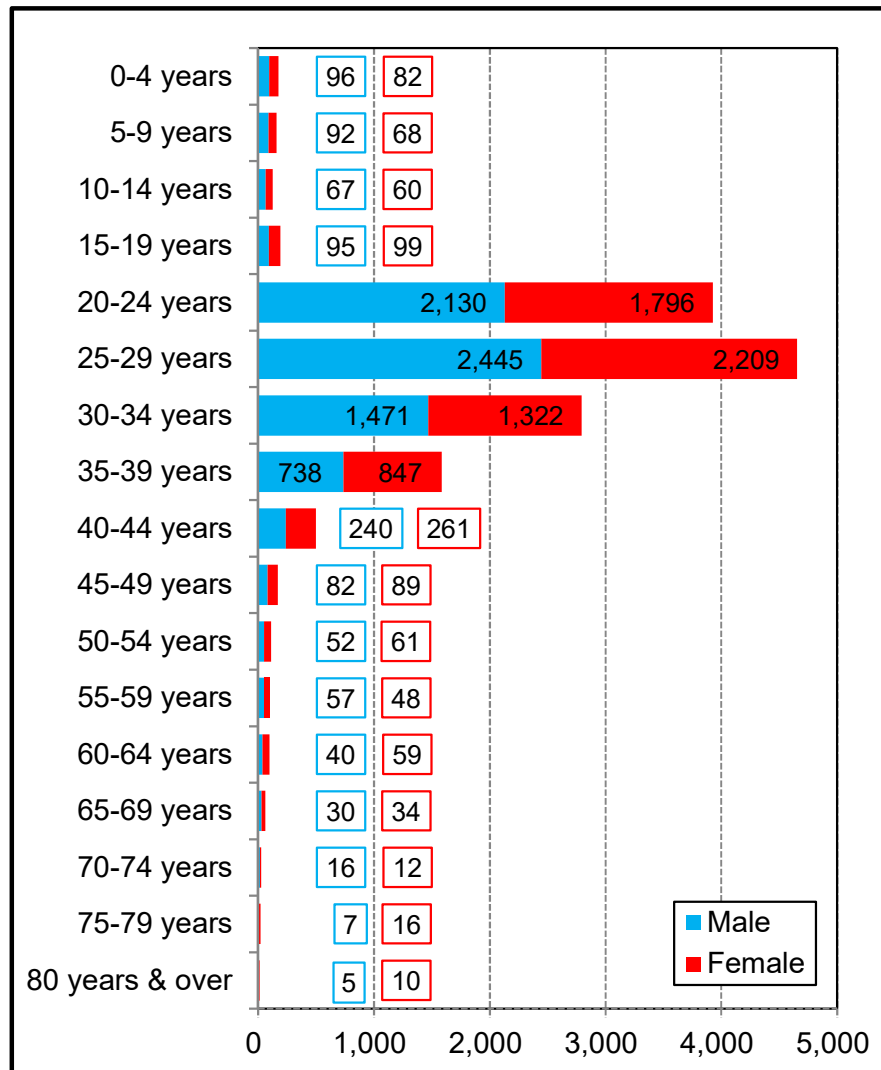
CHUBU REGION

KANSAI REGION

CHUGOKU REGION

Age and Gender Distribution of Cambodians in Japan as of December 31st, 2021

Gender Composition: Male 52.0%, Female 48.0%

Median Age: Male 28.3 years old, Female 29.1 years old



Visa Status of Cambodians in Japan as of December 31st, 2021

① Technical Intern Training: 7,475

② Designated Activities: 2,798

③ Permanent Resident: 1,664

④ Specific Skill: 990

