



Insight of Sri Lankan Migrants living in Japan

Inti, Inc.

www.inti-inc.com

株式会社 インティ

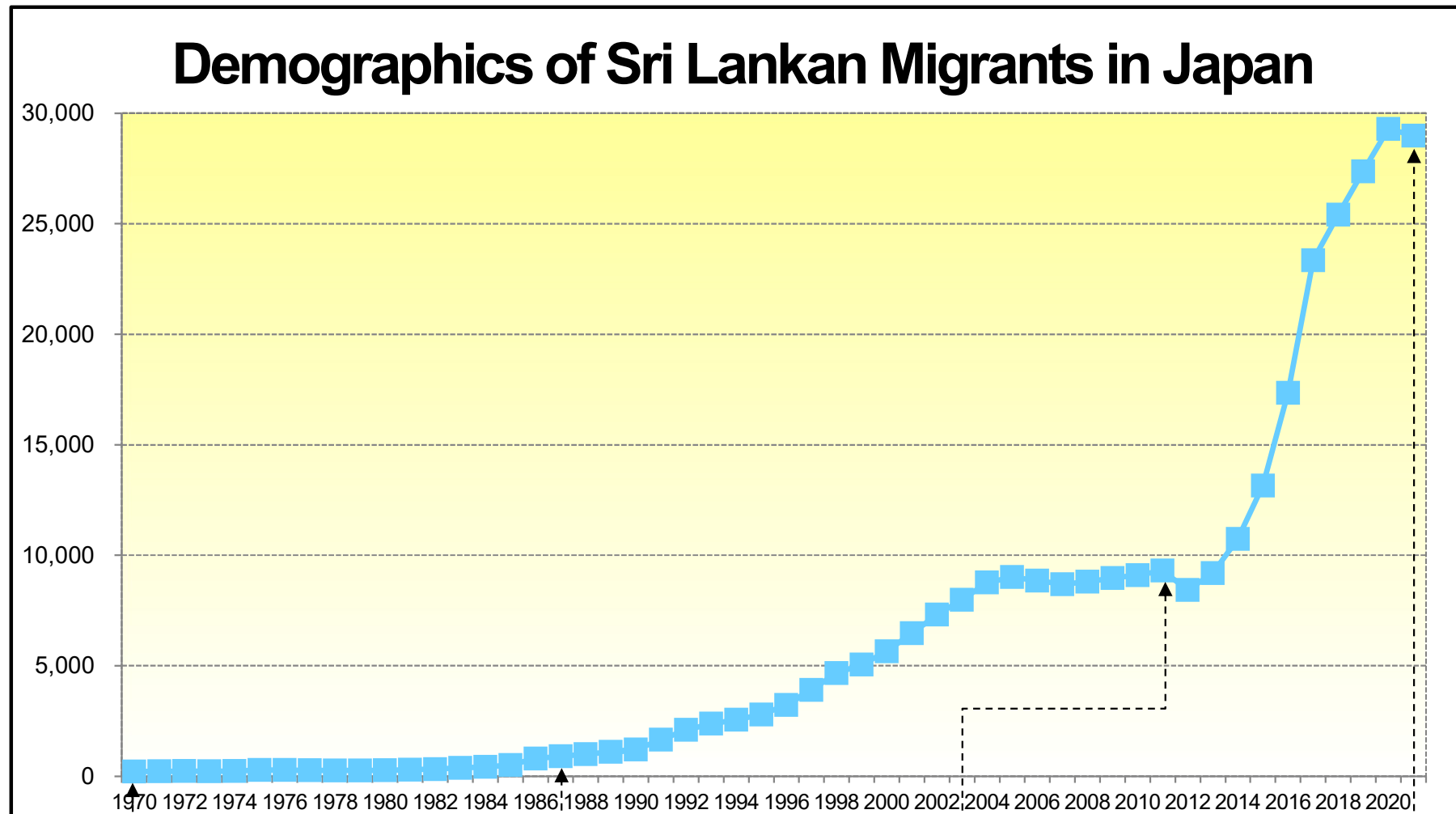
東京営業所 〒104-0045 東京都中央区築地4-3-4 リッツ銀座ビル6階A号

本社 〒221-0075 神奈川県横浜市神奈川区白幡上町39-5

Tel: 050-6860-3630 Fax: 050-6861-0360 Mobile: 090-9683-6249



Sri Lankan Migrants in Japan Insight



In 1970, there were 215 Sri Lankans in Japan. Prior to the middle of 1980s, the Sri Lankan community in Japan has concentrated in Tokyo.

Diplomatic relations between Sri Lanka and Japan were established in 1952, four years after Sri Lanka gained independence from the United Kingdom.

The Sri Lankan Student Association in Japan was founded by 8 members in 1987 to provide supports to students from Sri Lanka.

The number of foreign students in Japan began increasing after the "International Student 100,000 Plan" was launched in 1983 to attract 100,000 students by the early 21st century.

The number of Sri Lankan international students in Japanese language schools was 930 in 2010, but it increased to 7,408 in 2019.

The number of foreign students in Japan has increased from 141,774 in 2010 to 345,791 in 2019. The number of foreign students in Japan increased by 244% from 2010 to 2019.

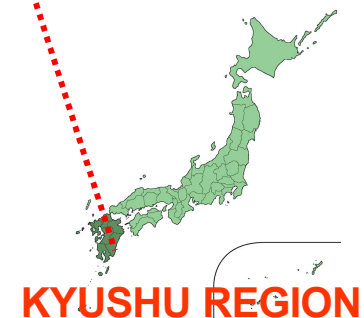
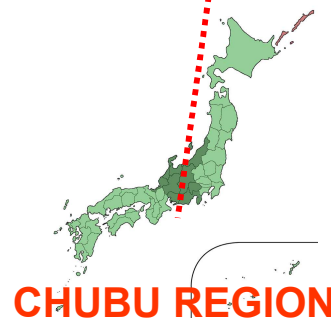
As of December 2021, the number of Sri Lankan students has reached 3,452, 11.9% of the population of Sri Lankan migrants in Japan.

As of December 31, 2021, the number of foreign students was 227,844, a decline of 8.78% from December 2020 due to the COVID-19 pandemic.

There were 46,949 Sri Lankans registered in Japan as of December 2023

Chiba, Kanagawa, Ibaraki, Tokyo and Aichi have the concentration and the largest population of Sri Lankans

Prefecture	Sri Lankans	All Foreigners	% of Sri Lankans	Prefecture	Sri Lankans	All Foreigners	% of Sri Lankans	Prefecture	Sri Lankans	All Foreigners	% of Sri Lankans
Hokkaido	533	56,485	0.94%	Ishikawa	59	19,407	0.30%	Okayama	268	35,928	0.75%
Aomori	36	7,797	0.46%	Fukui	46	17,595	0.26%	Hiroshima	266	62,363	0.43%
Iwate	25	10,173	0.25%	Yamanashi	166	21,502	0.77%	Yamaguchi	112	19,622	0.57%
Miyagi	545	27,009	2.02%	Nagano	408	43,075	0.95%	Tokushima	52	7,949	0.65%
Akita	154	5,280	2.92%	Gifu	892	69,477	1.28%	Kagawa	72	17,312	0.42%
Yamagata	10	9,326	0.11%	Shizuoka	2,294	115,642	1.98%	Ehime	87	16,384	0.53%
Fukushima	139	18,070	0.77%	Aichi	3,722	310,845	1.20%	Kochi	16	6,129	0.26%
Ibaraki	4,050	91,694	4.42%	Mie	1,334	64,420	2.07%	Fukuoka	1,126	99,695	1.13%
Tochigi	2,150	51,073	4.21%	Shiga	121	40,743	0.30%	Saga	146	9,764	1.50%
Gunma	1,381	74,154	1.86%	Kyoto	1,090	75,818	1.44%	Nagasaki	122	13,590	0.90%
Saitama	2,844	234,698	1.21%	Osaka	1,731	301,490	0.57%	Kumamoto	177	25,589	0.69%
Chiba	8,267	204,091	4.05%	Hyogo	792	131,756	0.60%	Oita	465	18,108	2.57%
Tokyo	3,921	663,362	0.59%	Nara	390	17,614	2.21%	Miyazaki	47	9,752	0.48%
Kanagawa	5,967	267,523	2.23%	Wakayama	73	9,090	0.80%	Kagoshima	60	16,417	0.37%
Niigata	244	21,558	1.13%	Tottori	17	5,604	0.30%	Okinawa	272	25,447	1.07%
Toyama	50	22,460	0.22%	Shimane	7	10,350	0.07%	Unidentified	203	7,762	2.62%
								Total	46,949	3,410,992	1.99%

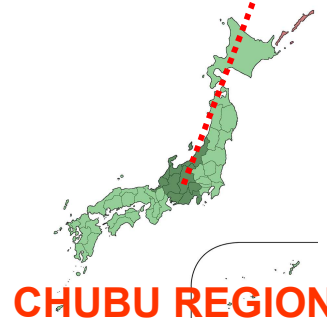


There were 46,949 Sri Lankans registered in Japan as of December 2023

Prefecture	Sri Lankans	Population ratio	Prefecture	Sri Lankans	Population ratio	Prefecture	Sri Lankans	Population ratio
Hokkaido	533	1.14%	Ishikawa	59	0.13%	Okayama	268	0.57%
Aomori	36	0.08%	Fukui	46	0.10%	Hiroshima	266	0.57%
Iwate	25	0.05%	Yamanashi	166	0.35%	Yamaguchi	112	0.24%
Miyagi	545	1.16%	Nagano	408	0.87%	Tokushima	52	0.11%
Akita	154	0.33%	Gifu	892	1.90%	Kagawa	72	0.15%
Yamagata	10	0.02%	Shizuoka	2,294	4.89%	Ehime	87	0.19%
Fukushima	139	0.30%	Aichi	3,722	7.93%	Kochi	16	0.03%
Ibaraki	4,050	8.63%	Mie	1,334	2.84%	Fukuoka	1,126	2.40%
Tochigi	2,150	4.58%	Shiga	121	0.26%	Saga	146	0.31%
Gunma	1,381	2.94%	Kyoto	1,090	2.32%	Nagasaki	122	0.26%
Saitama	2,844	6.06%	Osaka	1,731	3.69%	Kumamoto	177	0.38%
Chiba	8,267	17.61%	Hyogo	792	1.69%	Oita	465	0.99%
Tokyo	3,921	8.35%	Nara	390	0.83%	Miyazaki	47	0.10%
Kanagawa	5,967	12.71%	Wakayama	73	0.16%	Kagoshima	60	0.13%
Niigata	244	0.52%	Tottori	17	0.04%	Okinawa	272	0.58%
Toyama	50	0.11%	Shimane	7	0.01%	Unidentified	203	0.43%
						Total	46,949	100.00%



KANTO REGION



CHUBU REGION



KANSAI REGION

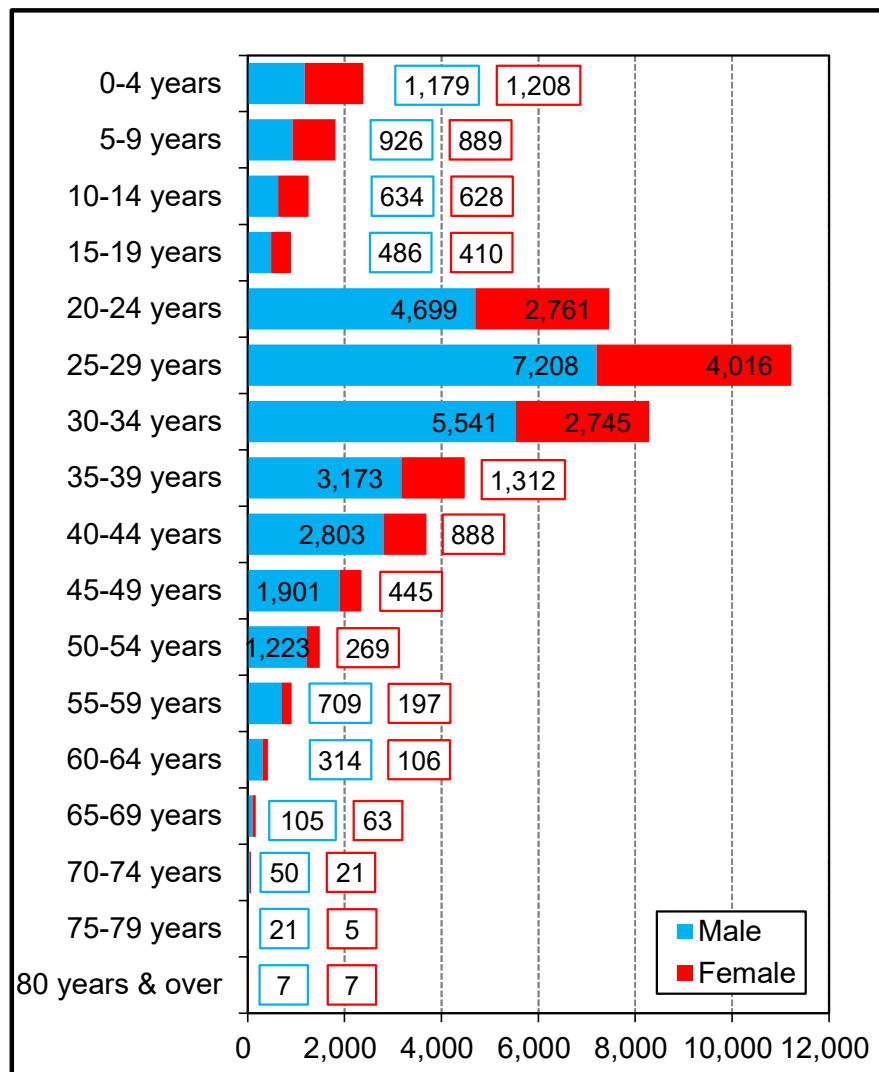


KYUSHU REGION

Age and Gender Distribution of Sri Lankans in Japan as of December 31st, 2023

Gender Composition: Male 66.0%, Female 34.0%

Median Age: Male 31.0 years old, Female 26.6 years old



Visa Status of Sri Lankans in Japan as of December 31st, 2023

① Engineer / Humanities / International Services: 12,223

② Student: 10,378

③ Dependent: 10,230

④ Permanent Resident: 4,007

