



Insight of Myanmar Migrants in Japan

Inti, Inc.

www.inti-inc.com

株式会社 インティ

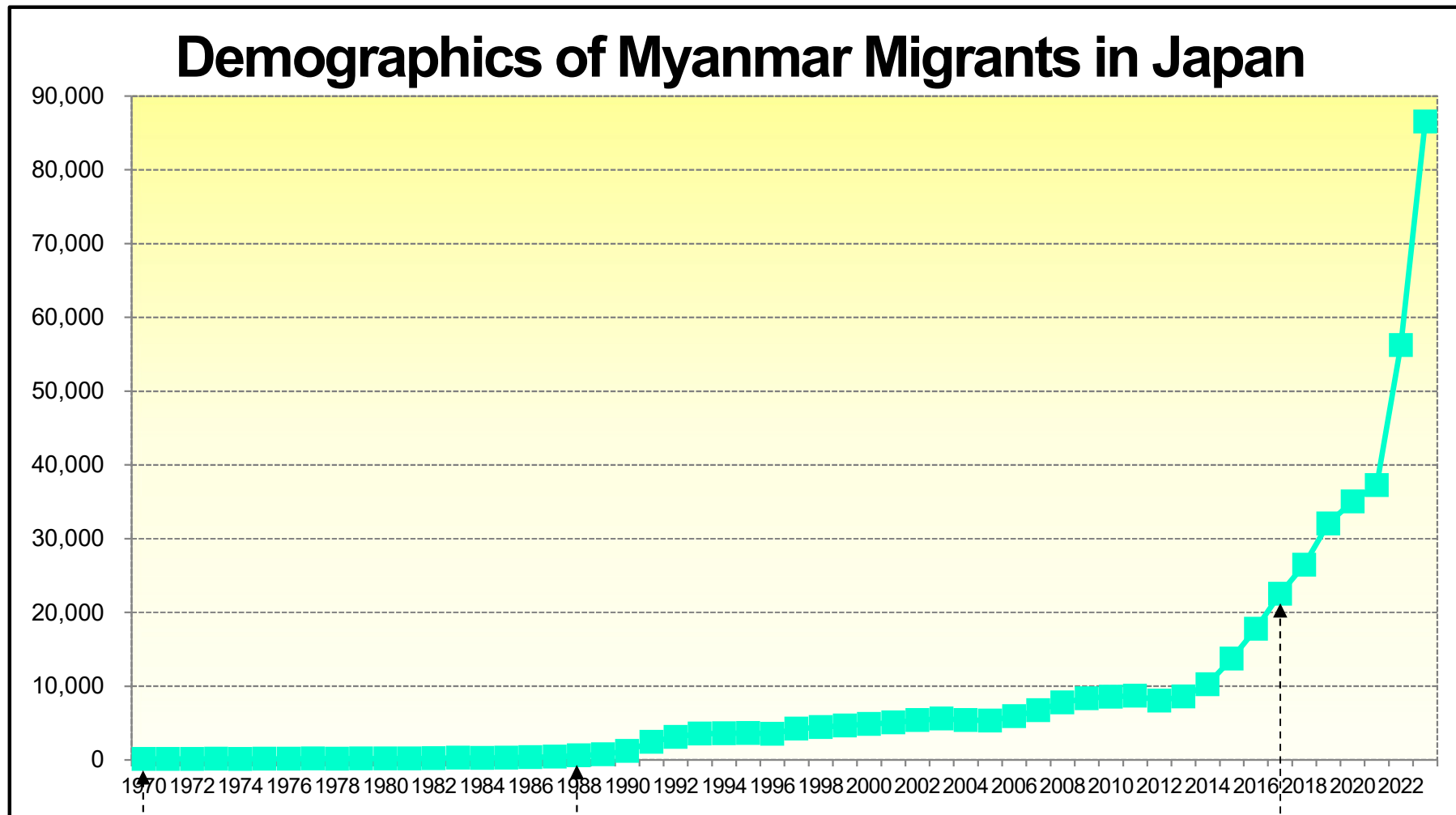
東京営業所 〒104-0045 東京都中央区築地4-3-4 リッツ銀座ビル6階A号

本社 〒221-0075 神奈川県横浜市神奈川区白幡上町39-5

Tel: 050-6860-3630 Fax: 050-6861-0360 Mobile: 090-9683-6249



Myanmar Migrants in Japan Insight



In 1970, there were 134 Burmese residents in Japan. They consisted primarily consisted of international students until the early 1980s.

From 1962 to 1974, Burma was transformed into a socialist one-party state under the leadership of General Ne Win's and military was declared as the supreme authority.

The first Burmese political organization founded in Japan was the Burma Association in Japan, established in 1988.

On August 8, 1988, massive protests against General Ne Win's 26-year dictatorship sparked a pro-democracy movement, leaving more than 3,000 protestors dead.

A branch of the National League for Democracy (NLD), a liberal democratic political party in Myanmar was founded in Tokyo, in 1995.

General elections were held in Myanmar on May 27, 1990, the first multi-party elections since 1960, after which the country had been ruled by a military dictatorship.

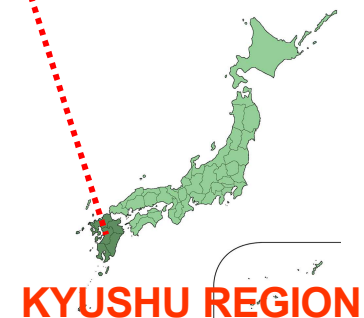
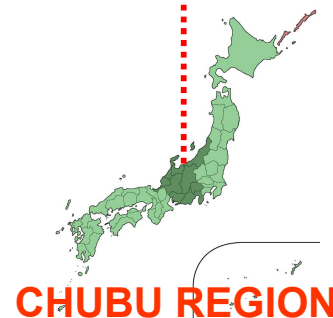
The number of Myanmar migrants has increased rapidly after the Technical Intern Training Program came into effect on November 1, 2017.

Myanmar has grown to be the largest migration source country in the Greater Mekong Sub-region (GMS). There are 4.25 million Myanmar nationals living abroad.

There were 86,546 Myanmar registered in Japan as of December 2023

Tokyo, Saitama, Aichi, Chiba and Kanagawa have the concentration and the largest population of Myanmar

Prefecture	Myanmar	All Foreigners	% of Myanmar	Prefecture	Myanmar	All Foreigners	% of Myanmar	Prefecture	Myanmar	All Foreigners	Prefecture
Hokkaido	2,830	56,485	5.01%	Ishikawa	788	19,407	4.06%	Okayama	1,271	35,928	3.54%
Aomori	328	7,797	4.21%	Fukui	584	17,595	3.32%	Hiroshima	1,189	62,363	1.91%
Iwate	593	10,173	5.83%	Yamanashi	462	21,502	2.15%	Yamaguchi	709	19,622	3.61%
Miyagi	1,240	27,009	4.59%	Nagano	753	43,075	1.75%	Tokushima	296	7,949	3.72%
Akita	130	5,280	2.46%	Gifu	1,734	69,477	2.50%	Kagawa	834	17,312	4.82%
Yamagata	293	9,326	3.14%	Shizuoka	3,125	115,642	2.70%	Ehime	827	16,384	5.05%
Fukushima	748	18,070	4.14%	Aichi	4,670	310,845	1.50%	Kochi	259	6,129	4.23%
Ibaraki	1,982	91,694	2.16%	Mie	1,243	64,420	1.93%	Fukuoka	3,362	99,695	3.37%
Tochigi	1,171	51,073	2.29%	Shiga	704	40,743	1.73%	Saga	703	9,764	7.20%
Gunma	2,442	74,154	3.29%	Kyoto	1,208	75,818	1.59%	Nagasaki	777	13,590	5.72%
Saitama	5,228	234,698	2.23%	Osaka	5,058	301,490	1.68%	Kumamoto	1,119	25,589	4.37%
Chiba	4,037	204,091	1.98%	Hyogo	3,071	131,756	2.33%	Oita	1,601	18,108	8.84%
Tokyo	20,100	663,362	3.03%	Nara	866	17,614	4.92%	Miyazaki	691	9,752	7.09%
Kanagawa	3,990	267,523	1.49%	Wakayama	312	9,090	3.43%	Kagoshima	796	16,417	4.85%
Niigata	725	21,558	3.36%	Tottori	260	5,604	4.64%	Okinawa	563	25,447	2.21%
Toyama	492	22,460	2.19%	Shimane	274	10,350	2.65%	Unidentified	108	7,762	1.39%
								Total	86,546	3,410,992	2.54%



There were 86,546 Myanmar registered in Japan as of December 2023

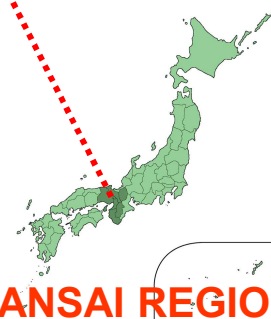
Prefecture	Myanmar	Population ratio	Prefecture	Myanmar	Population ratio	Prefecture	Myanmar	Population ratio
Hokkaido	2,830	3.27%	Ishikawa	788	0.91%	Okayama	1,271	1.47%
Aomori	328	0.38%	Fukui	584	0.67%	Hiroshima	1,189	1.37%
Iwate	593	0.69%	Yamanashi	462	0.53%	Yamaguchi	709	0.82%
Miyagi	1,240	1.43%	Nagano	753	0.87%	Tokushima	296	0.34%
Akita	130	0.15%	Gifu	1,734	2.00%	Kagawa	834	0.96%
Yamagata	293	0.34%	Shizuoka	3,125	3.61%	Ehime	827	0.96%
Fukushima	748	0.86%	Aichi	4,670	5.40%	Kochi	259	0.30%
Ibaraki	1,982	2.29%	Mie	1,243	1.44%	Fukuoka	3,362	3.88%
Tochigi	1,171	1.35%	Shiga	704	0.81%	Saga	703	0.81%
Gunma	2,442	2.82%	Kyoto	1,208	1.40%	Nagasaki	777	0.90%
Saitama	5,228	6.04%	Osaka	5,058	5.84%	Kumamoto	1,119	1.29%
Chiba	4,037	4.66%	Hyogo	3,071	3.55%	Oita	1,601	1.85%
Tokyo	20,100	23.22%	Nara	866	1.00%	Miyazaki	691	0.80%
Kanagawa	3,990	4.61%	Wakayama	312	0.36%	Kagoshima	796	0.92%
Niigata	725	0.84%	Tottori	260	0.30%	Okinawa	563	0.65%
Toyama	492	0.57%	Shimane	274	0.32%	Unidentified	108	0.12%
						Total	86,546	100.00%



KANTO REGION



CHUBU REGION



KANSAI REGION

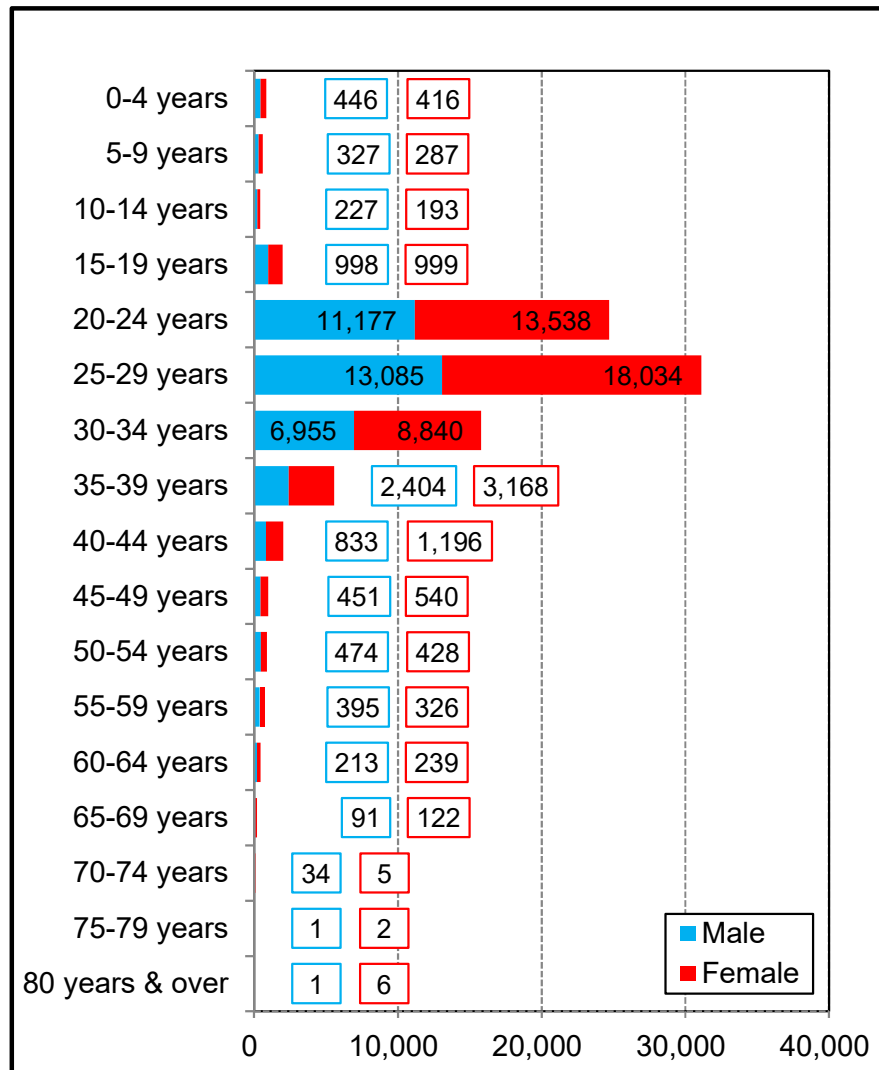


KYUSHU REGION

Age and Gender Distribution of Myanmar in Japan as of December 31st, 2023

Gender Composition: Male 44.1%, Female 55.9%

Median Age: Male 27.8 years old, Female 28.0 years old



Visa Status of Myanmar in Japan as of December 31st, 2023

① Technical Intern Trainee: 26,352

② Designated Activities: 15,983

③ Student: 12,177

④ Engineer / Humanities / International Services: 10,511

