



Insight of Indonesian Migrants living in Japan

Inti, Inc.

www.inti-inc.com

株式会社 インティ

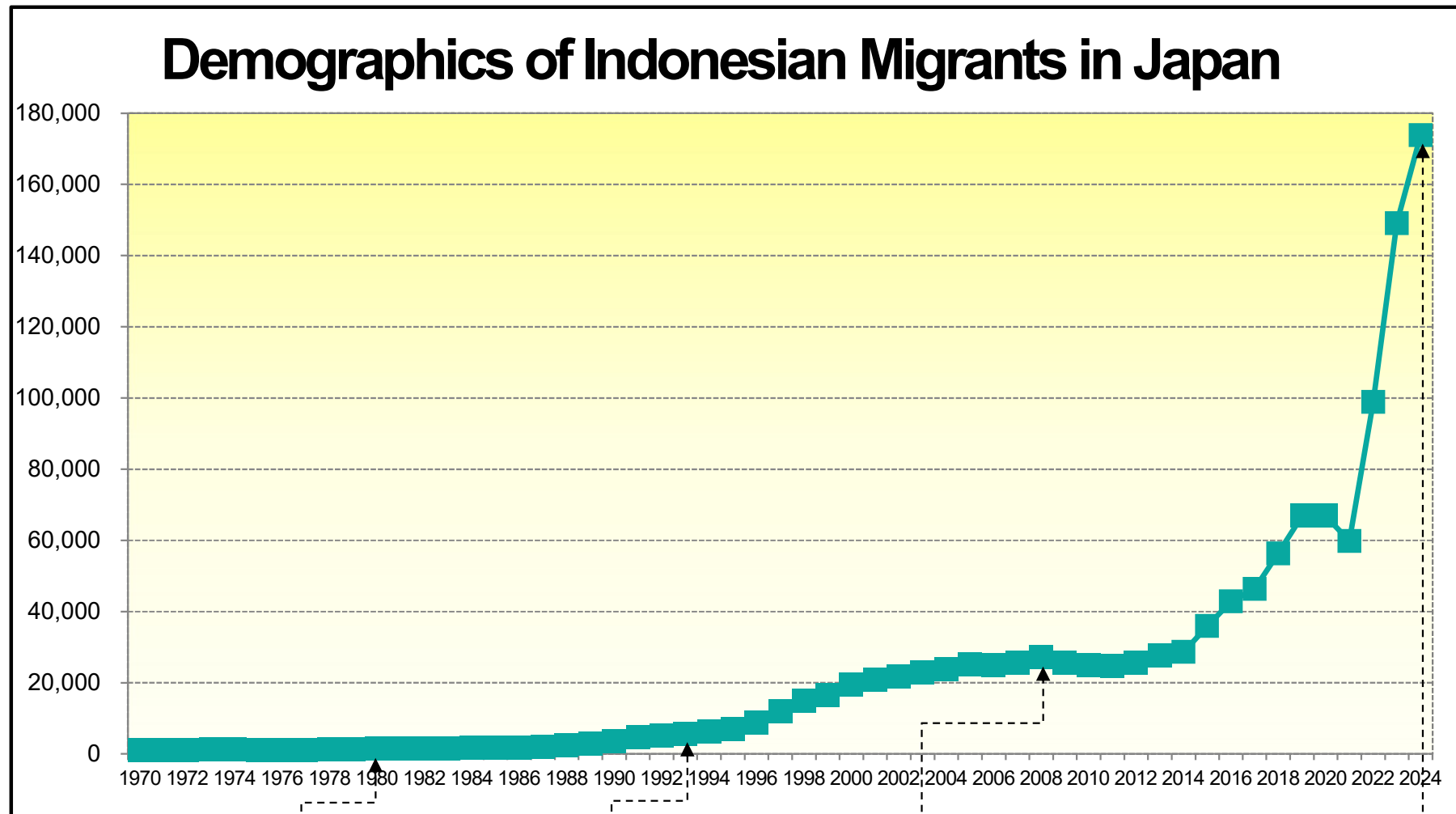
東京営業所 〒104-0045 東京都中央区築地4-3-4 リッツ銀座ビル6階A号

本社 〒221-0075 神奈川県横浜市神奈川区白幡上町39-5

Tel: 050-6860-3630 Fax: 050-6861-0360 Mobile: 090-9683-6249



Indonesian Migrants in Japan Insight



Early Indonesian migrant workers constituted a significant part of the Indonesian migration trend to Japan since the 1980s.

Many Indonesian migrant workers who were mostly Minahasan people from North Sulawesi resided in Japanese port town of Oarai, in Ibaraki Prefecture and worked in the local seafood processing companies.

The number of Indonesian workers in Japan slightly increased, especially after the training period was extended to a maximum of 3 years.

Indonesia began to send their workers officially into Japan in early 1993 under the new program called "The Industrial Training and Technical Internship Program".

The first group of Indonesian candidates (104) for the position of registered nurse arrived in Japan in August 2008.

Between 2008 and 2011, nearly 800 Indonesian nurses and care workers have entered Japan as candidates for registered nurse under the Indonesia-Japan Economic Partnership Agreement.

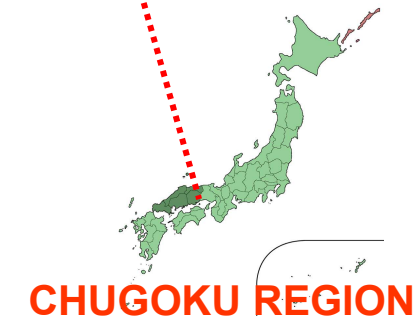
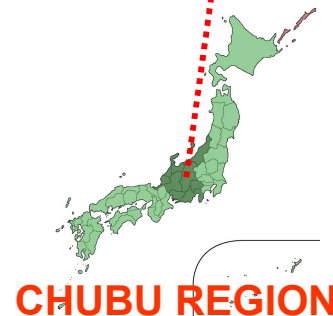
As of June 2024, the number of Indonesian technical intern trainees has reached 87,090, 50.1% of the population of Indonesians in Japan.

Foreign nationals who have finished a five-year technical intern training program has been allowed to stay and work with the Specific Skill Visa for 5 years since April 2019.

There were 173,813 Indonesians registered in Japan as of June 2024

Aichi, Tokyo, Osaka, Kanagawa, Ibaraki, and Saitama have the concentration and the largest population of Indonesians

Prefecture	Indonesians	All Foreigners	% of Indonesians	Prefecture	Indonesians	All Foreigners	% of Indonesians	Prefecture	Indonesians	All Foreigners	% of Indonesians
Hokkaido	7,676	23,144	33.17%	Ishikawa	1,819	20,234	8.99%	Okayama	3,242	37,129	0.68%
Aomori	837	4,042	20.71%	Fukui	1,131	18,937	5.97%	Hiroshima	5,133	64,419	1.79%
Iwate	1,234	5,524	22.34%	Yamanashi	829	22,547	3.68%	Yamaguchi	1,972	20,649	0.68%
Miyagi	2,419	15,446	15.66%	Nagano	3,911	44,834	8.72%	Tokushima	976	8,321	1.84%
Akita	427	3,693	11.56%	Gifu	3,712	71,617	5.18%	Kagawa	3,004	18,415	1.90%
Yamagata	513	6,111	8.39%	Shizuoka	6,579	120,314	5.47%	Ehime	1,610	17,439	1.10%
Fukushima	1,452	9,879	14.70%	Aichi	14,112	321,041	4.40%	Kochi	972	6,379	1.58%
Ibaraki	9,348	51,450	18.17%	Mie	3,865	66,509	5.81%	Fukuoka	5,416	105,049	0.74%
Tochigi	3,438	31,562	10.89%	Shiga	2,519	41,490	6.07%	Saga	1,602	10,378	1.34%
Gunma	5,741	43,028	13.34%	Kyoto	2,704	79,617	3.40%	Nagasaki	1,512	14,277	1.13%
Saitama	9,150	126,066	7.26%	Osaka	10,063	317,421	3.17%	Kumamoto	3,062	27,407	1.78%
Chiba	8,798	110,923	7.93%	Hyogo	4,602	137,044	3.36%	Oita	2,370	18,954	2.67%
Tokyo	11,215	418,124	2.68%	Nara	996	18,320	5.44%	Miyazaki	2,204	10,494	1.06%
Kanagawa	9,322	168,189	5.54%	Wakayama	629	9,572	6.57%	Kagoshima	3,062	17,358	1.18%
Niigata	1,671	13,249	12.61%	Tottori	443	5,864	7.55%	Okinawa	2,738	26,996	0.97%
Toyama	2,160	13,357	16.17%	Shimane	537	10,686	5.03%	Unidentified	1,086	10,433	1.23%
								Total	173,813	3,588,956	1.99%

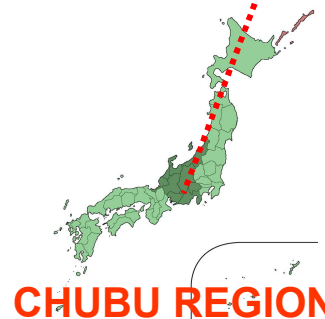


There were 173,813 Indonesians registered in Japan as of June 2024

Prefecture	Indonesians	Population ratio	Prefecture	Indonesians	Population ratio	Prefecture	Indonesians	Population ratio
Hokkaido	7,676	4.42%	Ishikawa	1,819	1.05%	Okayama	3,242	1.87%
Aomori	837	0.48%	Fukui	1,131	0.65%	Hiroshima	5,133	2.95%
Iwate	1,234	0.71%	Yamanashi	829	0.48%	Yamaguchi	1,972	1.13%
Miyagi	2,419	1.39%	Nagano	3,911	2.25%	Tokushima	976	0.56%
Akita	427	0.25%	Gifu	3,712	2.14%	Kagawa	3,004	1.73%
Yamagata	513	0.30%	Shizuoka	6,579	3.79%	Ehime	1,610	0.93%
Fukushima	1,452	0.84%	Aichi	14,112	8.12%	Kochi	972	0.56%
Ibaraki	9,348	5.38%	Mie	3,865	2.22%	Fukuoka	5,416	3.12%
Tochigi	3,438	1.98%	Shiga	2,519	1.45%	Saga	1,602	0.92%
Gunma	5,741	3.30%	Kyoto	2,704	1.56%	Nagasaki	1,512	0.87%
Saitama	9,150	5.26%	Osaka	10,063	5.79%	Kumamoto	3,062	1.76%
Chiba	8,798	5.06%	Hyogo	4,602	2.65%	Oita	2,370	1.36%
Tokyo	11,215	6.45%	Nara	996	0.57%	Miyazaki	2,204	1.27%
Kanagawa	9,322	5.36%	Wakayama	629	0.36%	Kagoshima	3,062	1.76%
Niigata	1,671	0.96%	Tottori	443	0.25%	Okinawa	2,738	1.58%
Toyama	2,160	1.24%	Shimane	537	0.31%	Unidentified	1,086	0.62%
						Total	173,813	100.00%



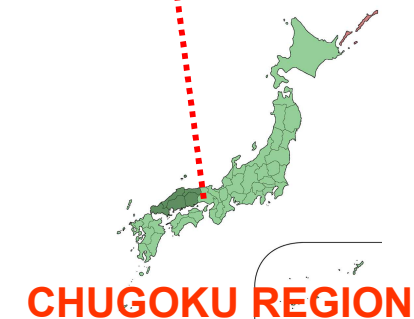
KANTO REGION



CHUBU REGION



KANSAI REGION

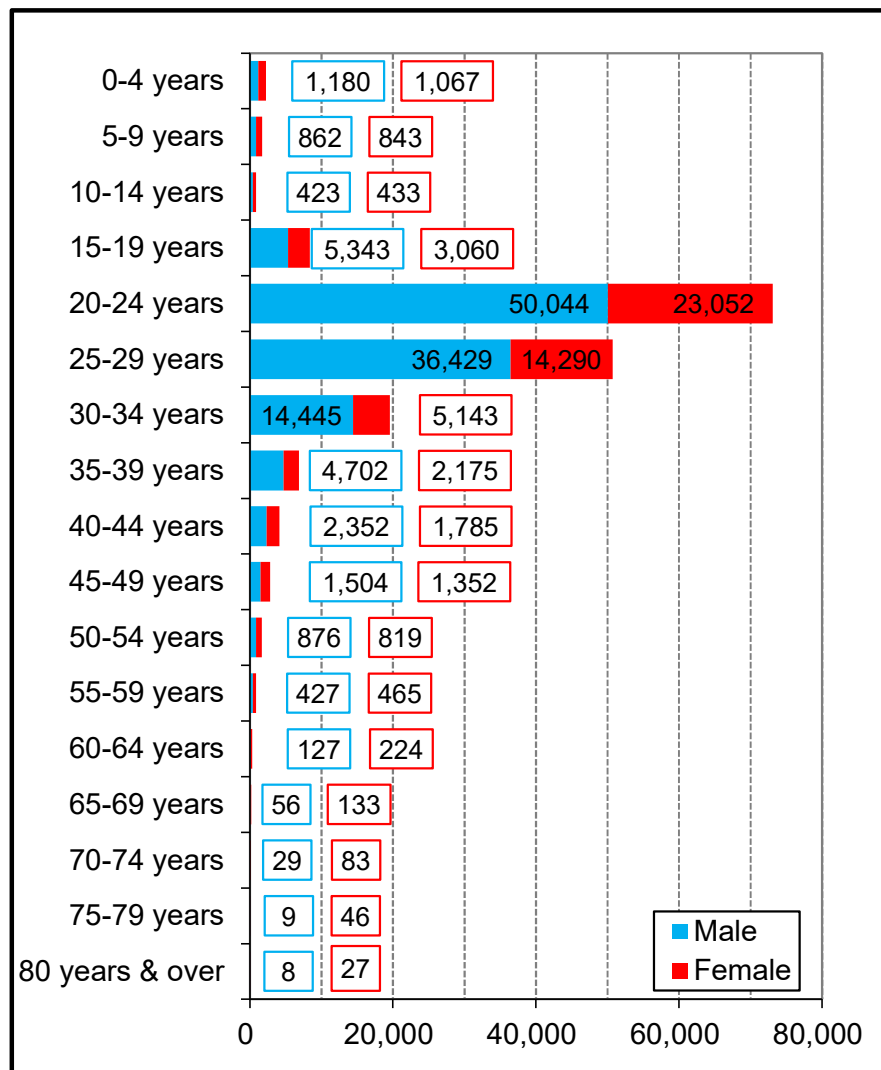


CHUGOKU REGION

Age and Gender Distribution of Indonesians in Japan as of June 30th, 2024

Gender Composition: Male 68.4%, Female 31.6%

Median Age: Male 25.9 years old, Female 26.3 years old



Visa Status of Indonesians in Japan as of June 30th, 2024

① Technical Intern Training: 87,090

② Specific Skill: 44,305

③ Permanent Resident: 7,773

④ Engineer / Humanities / International Services: 7,688

